

Midterm grades + solutions posted tomorrow night average $\approx 82\%$.

Final exam: Sat Dec 12 9-11:30 CLA 0.126

Extra office hrs:

comprehensive (incl. volumes, average values)


Friday 2:30

~ 28 questions

Tue 2:30

Something fun:

Recall we can't write an antiderivative for $f(x) = e^{-x^2}$ (in terms of elementary functions)



But, amazingly:
$$\int_{-\infty}^{\infty} e^{-x^2} dx = \sqrt{\pi}$$

① What does this mean?

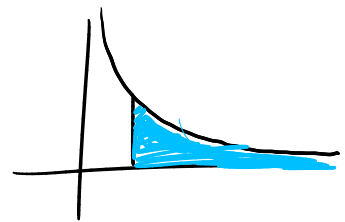
$$\int_c^{\infty} f(x) dx = \lim_{L \rightarrow \infty} \int_c^L f(x) dx$$

e.g.
$$\int_1^{\infty} \frac{1}{x^2} dx = \lim_{L \rightarrow \infty} \int_1^L \frac{1}{x^2} dx$$

$$= \lim_{L \rightarrow \infty} \left(-\frac{1}{x} \Big|_1^L \right)$$

$$= \lim_{L \rightarrow \infty} \left(1 - \frac{1}{L} \right)$$

$$= 1$$



$$\int_{-\infty}^{\infty} f(x) dx = \lim_{M \rightarrow -\infty} \lim_{L \rightarrow \infty} \int_M^L f(x) dx$$

② How do we calculate it?

$$I = \int_{-\infty}^{\infty} e^{-x^2} dx$$

Trick:

$$I \cdot I = \left(\int_{-\infty}^{\infty} e^{-x^2} dx \right) \left(\int_{-\infty}^{\infty} e^{-y^2} dy \right)$$

$$\text{i.e. } I^2 = \iint_{-\infty}^{\infty} e^{-x^2-y^2} dx dy$$

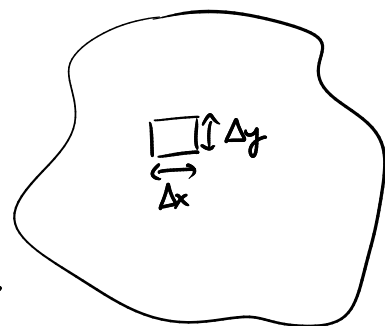
"double integral"

(sum up

$f(x,y) \Delta x \Delta y$

and take limit

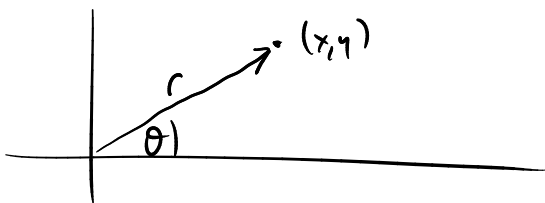
as $\Delta x, \Delta y \rightarrow 0$)



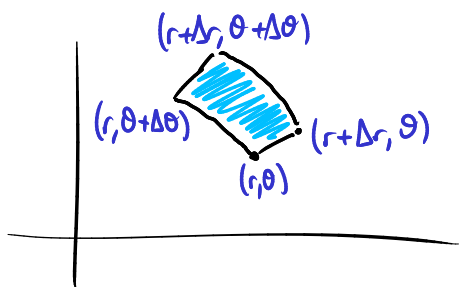
Switch to polar coordinates: (r, θ)

$$x = r \cos \theta$$

$$y = r \sin \theta$$



Instead of chopping plane into little rectangles, chop it into circular sectors



$$\text{area} \approx r \Delta r \Delta \theta$$

$$I^2 = \iint e^{-x^2-y^2} dx dy$$

$$x^2 + y^2 = r^2$$

$$dx dy \rightarrow r dr d\theta$$

$$= \iint e^{-r^2} r dr d\theta$$

$$= \int_0^{2\pi} \left[\int_0^{\infty} e^{-r^2} r dr \right] d\theta$$

$$= \int_0^{2\pi} \left(-\frac{1}{2} e^{-r^2} \Big|_0^{\infty} \right) d\theta$$

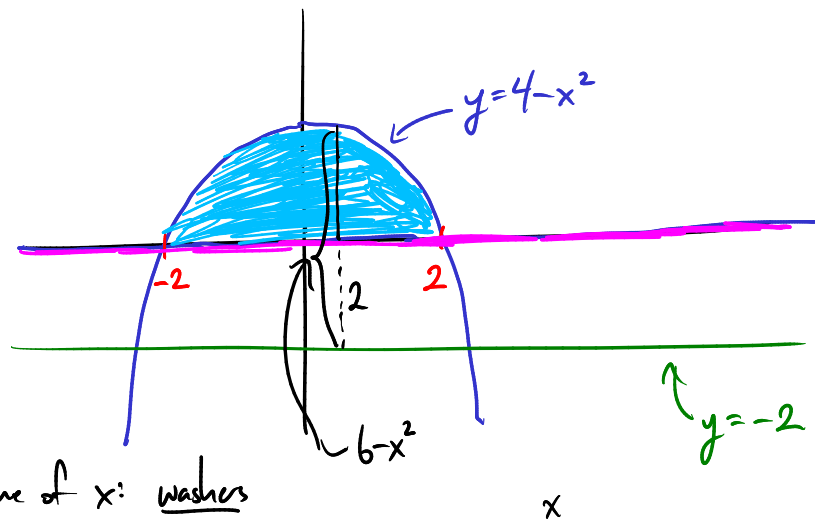
$$= \int_0^{2\pi} \left(\lim_{L \rightarrow \infty} \left(-\frac{1}{2} e^{-L^2} + \frac{1}{2} \right) \right) d\theta$$

$$= \int_0^{2\pi} \frac{1}{2} d\theta = \frac{1}{2}(2\pi) = \underline{\underline{\pi}}$$

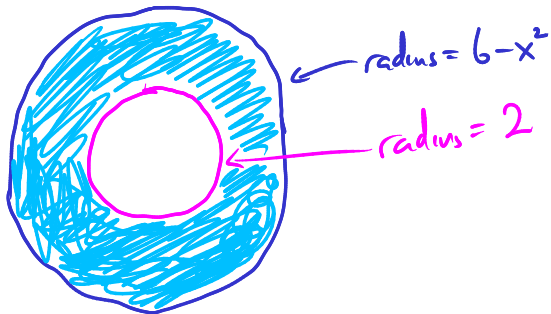
s. $I^2 = \pi$, s. $I = \sqrt{\pi}$

Volumes of revolution around other axes

Ex Let R be the region bounded by $y=0$ and $y=4-x^2$.
Find the volume of the solid obtained by revolving R around the line $y=-2$.



Slices at fixed value of x : washers



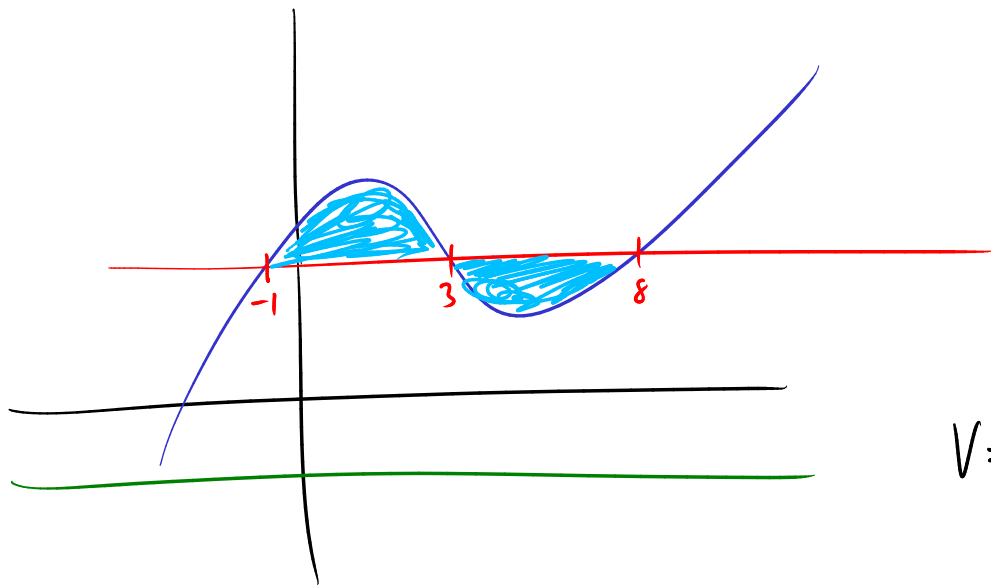
$$A(x) = \pi (6-x^2)^2 - \pi (2)^2$$

$$= \pi (36 - 12x^2 + x^4 - 4)$$

$$= \pi (x^4 - 12x^2 + 32)$$

$$V = \int_{-2}^2 A(x) dx$$

$$= \int_{-2}^2 \pi (x^4 - 12x^2 + 32) dx = \dots$$



$$V = \int_{-1}^3 A(x) dx + \int_3^8 A(x) dx$$

We know that for a smooth function $f(x)$
 have linear approximation

$$f(x) \approx f(x_0) + f'(x_0)(x-x_0)$$

To get better approx:

$$f(x) \approx f(x_0) + f'(x_0)(x-x_0) + \frac{f''(x_0)}{2}(x-x_0)^2$$

$$f(x) \approx f(x_0) + f'(x_0)(x-x_0) + \frac{f''(x_0)}{2}(x-x_0)^2 + \frac{f'''(x_0)}{6}(x-x_0)^3$$

... and eventually,

$$f(x) = \sum_{n=0}^{\infty} \frac{f^{(n)}(x_0)}{n!} (x-x_0)^n$$

e.g. $\sin(x) = x - \frac{x^3}{3!} + \frac{x^5}{5!} - \frac{x^7}{7!} + \dots$